



## plant-a-tree fund

### Fact sheet

24 February 2023

#### NAV data

NAV	as of 24.2.2023	EUR 2'697.65
Fund assets		EUR 6'576'882
Performance YTD		<b>2.35%</b>

#### Key fund data

Fund name	plant-a-tree fund
Type of fund	UCITS
Legal form	collective trusteeship
Fund domicile	Principality of Liechtenstein
Fund currency	EUR
Appropriation of profit	reinvesting
Initial payment date	5 January 2009
ISIN	LI0046642737
Swiss securities ID no.	4664273
Bloomberg ID	PLANTAT LE
Authorised for sale in	Principality of Liechtenstein
Price publication	www.lafv.li, Telekurs, Bloomberg

#### Valuation and unit trading

Minimum investment	none
Valuation frequency	weekly
Valuation day (T)	Friday
Acceptance deadline: issues	T (noon CET)
Acceptance deadline: redemptions	T-7 (noon CET)
Valuation deadline	T+1
Unit transaction value date	T+3

#### Costs and fees

Issue commission (max)	2.00%
Redemption commission (in favor of fund)	1.00%
All-in fee (max)	1.50%
TER	as of 31.12.2021 1.21%

#### Organisation

Management Company	1741 Fund Management AG www.1741fm.com
Fund Manager	CREA Asset Management Trust reg. www.crea-group.com
Custodian Bank	VP Bank AG www.vpbank.li
Certified Auditors	Grant Thornton AG www.grantthornton.li

#### Investment policy

The assets of the sub-fund shall be invested in accordance with the principle of risk diversification in the securities and other investments described below.

The sub-fund shall invest at least 51% of its assets in the stocks of listed companies which themselves own and/or manage large tracts of woodland or which are active in the field of renewable energy, i.e. primarily in the timber and lumber industry. In so doing the sub-fund must invest at least 25% of its assets in companies with the aforementioned operational focus that are domiciled in Latin America, Asia or Australia/Oceania.

The sub-fund shall concentrate on the wood sector by investing in listed stocks. This approach offers investors benefits that are comparable with those provided by direct investments in woodlands, yet with the same liquidity and marketability as more traditional investment funds.

#### Key figures

##### Performance

Year to date (YTD)	2.35%
1 year	-13.46%
2 years	-5.97%
Launch to date	169.77%

##### Volatility (annualised in %)

Volatility (annualised in %)	16.97%
------------------------------	--------

Sharpe ratio

-0.79

##### Maximum loss in %

-40.97%

Maximum loss period

from 20.3.2020 to 31.3.2020

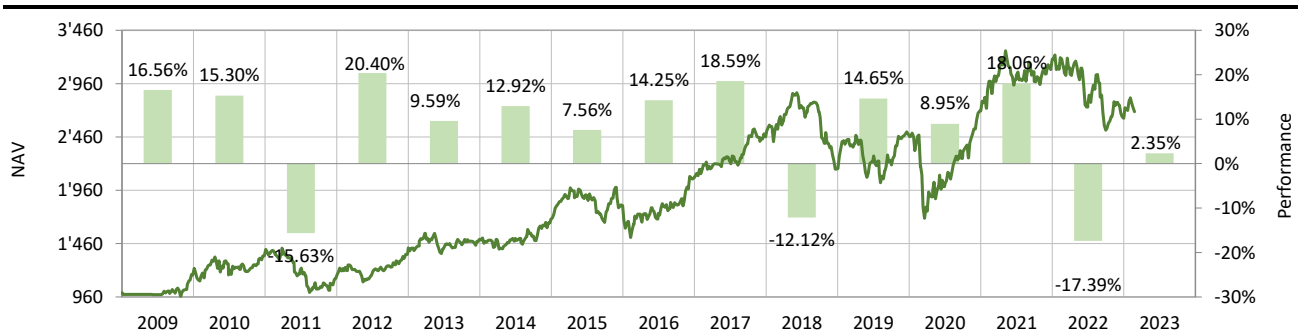
##### Monthly return

Best monthly return	13.16%
Worst monthly return	-17.43%
Number of months	170
Positive months   %	101   59.4%
Negative months   %	69   40.6%
Ratio of positive to negative months	1.46

##### NAV

Highest NAV	as of 7.5.2021	3'267.66
Lowest NAV	as of 30.10.2009	966.61

#### Price movements





# plant-a-tree fund

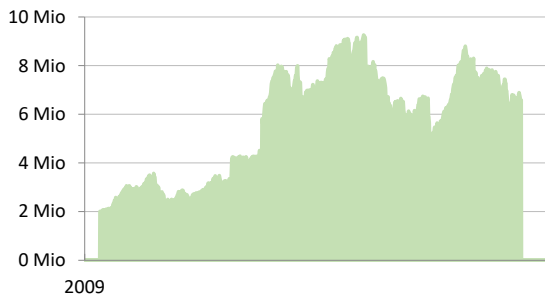
## Fact sheet

24 February 2023

### Performance matrix

	Jan	Feb	March	April	May	June	July	Aug	Sep	Oct	Nov	Dec	Year
<b>2023</b>	6.21%	-3.63%											<b>2.35%</b>
<b>2022</b>	-2.34%	0.04%	-0.35%	2.05%	-2.08%	-11.75%	7.53%	0.72%	-14.97%	5.03%	5.04%	-5.30%	<b>-17.39%</b>
<b>2021</b>	0.93%	5.17%	5.69%	3.64%	-0.99%	-3.65%	-0.32%	3.11%	-0.34%	-3.84%	3.31%	4.60%	<b>18.06%</b>
<b>2020</b>	-6.01%	-6.31%	-17.43%	5.20%	5.02%	0.03%	3.63%	10.29%	-0.84%	0.18%	12.01%	6.60%	<b>8.95%</b>
<b>2019</b>	11.73%	0.84%	-1.62%	1.37%	-14.36%	6.99%	0.30%	-4.16%	4.62%	6.05%	3.74%	0.65%	<b>14.65%</b>
<b>2018</b>	3.86%	0.70%	1.36%	4.93%	4.26%	-3.56%	-2.12%	3.41%	-3.28%	-10.95%	-1.34%	-8.64%	<b>-12.12%</b>
<b>2017</b>	3.89%	2.04%	-1.26%	1.59%	1.94%	-0.71%	-0.22%	1.64%	5.71%	5.50%	-2.86%	0.30%	<b>18.59%</b>
<b>2016</b>	-8.20%	-1.48%	5.65%	0.10%	3.38%	-5.92%	7.07%	-1.10%	2.03%	2.93%	5.83%	4.37%	<b>14.25%</b>
<b>2015</b>	7.50%	3.41%	0.19%	3.77%	0.41%	-2.21%	-2.52%	-5.87%	-4.95%	9.72%	8.33%	-8.55%	<b>7.56%</b>
<b>2014</b>	-0.93%	0.71%	0.50%	-5.78%	3.87%	1.05%	1.69%	1.28%	0.12%	4.88%	1.40%	3.84%	<b>12.92%</b>
<b>2013</b>	3.82%	1.52%	8.14%	-3.43%	-3.31%	-3.14%	3.17%	-1.94%	2.97%	0.97%	-0.14%	1.22%	<b>9.59%</b>
<b>2012</b>	6.33%	0.21%	0.63%	-1.25%	-6.26%	3.51%	4.03%	-0.61%	3.93%	0.77%	3.57%	4.48%	<b>20.40%</b>

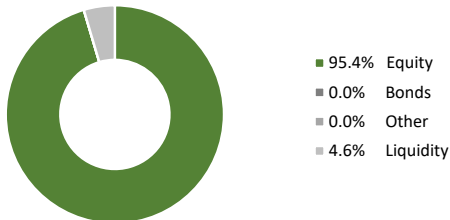
### Development of fund assets



### Top 10 positions

Sumitomo Forestry Co	5.5%
West Fraser Timber Co	5.4%
PotlatchDeltic Corp	5.0%
Essity AB	4.9%
Weyerhaeuser Co	4.5%
Rayonier Inc	4.4%
Westrock Co	4.1%
Packaging Corp of America	4.0%
International Paper Co	4.0%
Suzano SA	3.8%

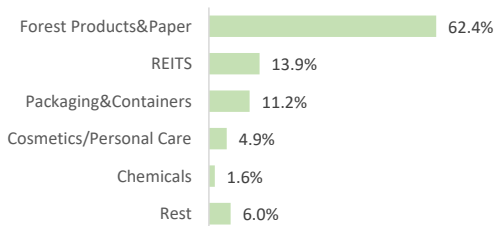
### Asset class allocations



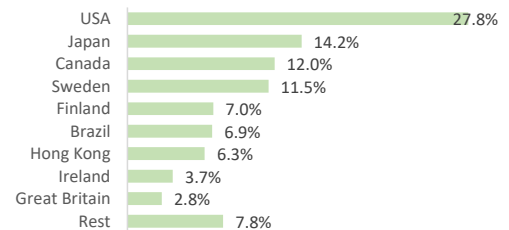
### Currency allocations



### Sector allocations



### Country allocations



### Disclaimer

This fact sheet was compiled by 1741 Fund Management AG, Bangarten 10, LI-9490 Vaduz. Although the utmost care has been taken in producing this fact sheet, 1741 Fund Management AG cannot give any warranty for the information it contains. This fact sheet is to be read in conjunction with the constituent documents, the Prospectus and the key investor information document (KIID), since the Fund is governed by these documents only. Hence these documents must be read carefully and thoroughly before units of the Fund are acquired. Unit subscriptions shall be accepted solely on the basis of the constituent documents, the Prospectus and the KIID. The constituent documents, the Prospectus, the KIID, the contractual terms and the current annual report are available free of charge from the Management Company, the Custodian Bank and all authorised distributors at home and abroad as well as on the website of the Liechtenstein Investment Fund Association ([www.lafv.li](http://www.lafv.li)). This fact sheet is intended for information only and should not be construed as an offer or advertisement inviting purchase of units in this Fund. Further, this fact sheet does not constitute investment advice and does not take any account of the personal or future investment objectives, financial or fiscal circumstances or other special requirements of any individual investor. The value of and earnings generated by the Fund described in this fact sheet can rise or fall. There is a risk that investors will not recoup their original investment. The past performance of an investment is not a reliable indicator of future results, and the performance data given here does not include commissions and costs levied on unit subscriptions and redemptions. This Fund is registered in the Principality of Liechtenstein and may be authorised for distribution in certain other countries. More detailed information on public distribution of the Fund in specific foreign countries can be found in the constituent documents, the Prospectus and the KIID. Because of the different licensing procedures that apply, there can be no guarantee that the Fund and/or its sub-funds, if any, are or will be authorised for distribution in every country and/or at the same time. In countries in which the Fund is not authorised for public distribution it may only be distributed by means of private placements or to institutional investors, depending on the local regulations. Units of the Fund shall not be offered for sale in any country in which such a sale is prohibited by law. This Fund has not been registered pursuant to the United States Securities Act of 1933. Thus the units of the Fund must not be offered or distributed in the USA either to or for the account of any US person (as defined in US Federal legislation pertaining to securities, goods and taxes, including Regulation S of the 1933 United States Securities Act). Subsequent transfers of Fund units into the United States and/or to US persons are not permitted. Documents relating to this Fund must not be brought into circulation in the United States.